

Results Briefing for Year
Ended March 31, 2013



CASIO COMPUTER CO., LTD.

May 8, 2013

Forward-looking Statements

Earnings estimates and expectations that are not historical fact included in this report are forward-looking statements.

Although such forward-looking statements reflect the judgment of management based on information currently available to it, various factors could cause actual results to differ materially.

FY2013 Consolidated Financial Summary

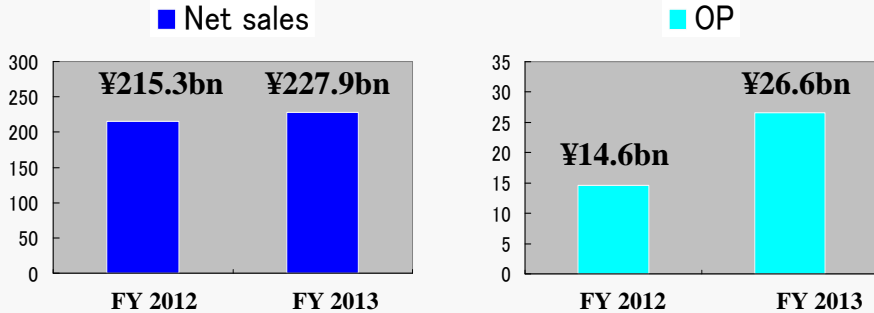
-1-

(billions of yen)

Consolidated	FY2012		FY2013 (ended March 2013)			
	Q4 (Jan–Mar)	Full Year	Q4 (Jan–Mar)	YOY Change	Full Year	YOY Change
Net sales	81.0	301.7	82.4	+1.4	297.8	-3.9
Operating income	3.4	9.1	7.5	+4.0	20.1	+11.0
Ordinary income	3.6	7.0	7.4	+3.7	19.7	+12.7
Net income	2.2	2.6	4.1	+1.9	11.9	+9.3

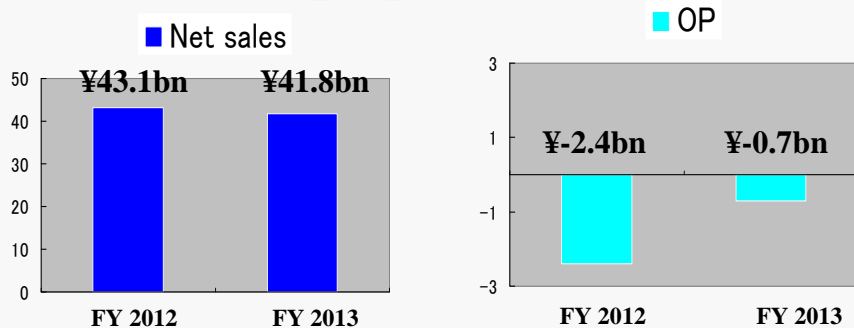
Summary by Segment

Consumer



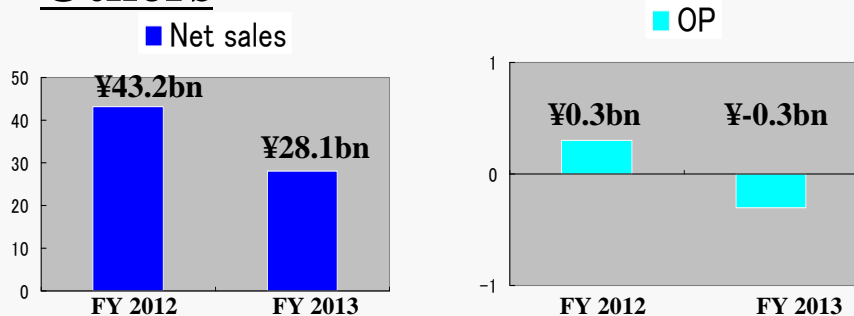
- ◆ Net sales up: ¥215.3bn → ¥227.9bn
 - Strong sales of brand watches
 - Successful launch of new electronic dictionaries
- ◆ OP up: ¥14.6bn → ¥26.6bn
 - Profitability improved across the segment

System Equipment



- ◆ Net sales down: ¥43.1bn → ¥41.8bn
- ◆ Loss reduced: ¥-2.4bn → ¥-0.7bn
 - Except for projectors, all products showed improvement in profitability

Others



- ◆ Net sales down: ¥43.2bn → ¥28.1bn
- ◆ OP down: ¥0.3bn → ¥-0.3bn
 - Despite the business contraction due to Kofu factory closure and sellout of Casio Micronics, impact on the P/L was limited

FY2014 Financial Forecasts

-3-

(billions of yen)

Consolidated	FY2013	FY2014 ending March 31, 2014		
	Results	1 st Half Forecasts	Full Year Forecasts	Year-on-year change
Net sales	297.8	150.0	320.0	+22.2
Operating income	20.1	10.0	25.0	+4.9
Ordinary income	19.7	9.0	23.0	+3.3
Net income	11.9	5.0	13.0	+1.1

Net Sales and Operating Income by Segment

-4-

(billions of yen)

Consolidated	FY2013	FY2014	
Net Sales	Full year results	Full year forecasts	YOY change
Consumer* (Digital cameras, Timepieces, Electronic dictionaries, Calculators, Electronic musical instruments)	227.9	242.0	+14.1
System equipment	41.8	47.0	+5.2
Others	28.1	31.0	+2.9
TOTAL	297.8	320.0	+22.2
Operating Income			
Consumer	26.6	30.5	+3.9
System equipment	(0.7)	0.0	+0.7
Others	(0.3)	0.0	+0.3
Adjustment	(5.5)	(5.5)	0.0
TOTAL	20.1	25.0	+4.9

Priority Areas in FY2014

1. Existing Businesses

- ◆ Expand sales and profit of the timepiece business
- ◆ Overseas sales expansion of the electronic dictionary businesses
- ◆ Improve profitability of the system equipment business

2. New Businesses

- ◆ Shift the Casio Signage business into high gear
- ◆ Early commercialization of the digital painting business
- ◆ Further improvement in the development of wrist wear devices

3. Strengthening Financial Structure

- ◆ Improve return on equity (ROE), by further expanding net income and strengthening the capital base

4. Dividend Policy

- ◆ Company's proposed dividend for the previous term: ¥17→¥20
- ◆ Interim dividend to start from the current term

◆ Timepieces

- Increase the ratio of brand watches to sales
 - Launching G-SHOCK 30th anniversary models and intensifying promotion efforts
- Bluetooth watches capable of connecting to all kinds of world's major smartphones

◆ Electronic dictionaries

- Put more efforts in foreign markets
 - Expanding color contents in dictionaries to meet the needs of global users

◆ System equipment

- Expand sales of “Paper Writer” tablet devices
 - Customizing products to meet the needs of various businesses such as utilities, maintenance service, and care attendant service, aiming to be No.1 solution provider in each industry sector.

◆ Casio Signage

- Develop business model that make best use of the device's attention-attracting effect for advertising and sales promotion enhancement
- Aim to offer a product that has not existed in the industry

◆ Digital painting

- Establish business model to realize early commercialization

◆ Wrist wear device

- Realize the ultimate and ideal form of the wearable device

Net Sales and Operating Income by Segment

<FYI>

(billions of yen)

Consolidated	FY2013	FY2014	
	Full year results	1 st half forecasts	Full year forecasts
Net Sales			
Consumer* (Digital cameras, Timepieces, Electronic dictionaries, Calculators, Electronic musical instruments)	227.9	112.5	242.0
System equipment	41.8	21.0	47.0
Others	28.1	16.5	31.0
TOTAL	297.8	150.0	320.0
Operating Income			
Consumer	26.6	13.5	30.5
System equipment	(0.7)	(0.5)	0.0
Others	(0.3)	0.0	0.0
Adjustment	(5.5)	(3.0)	(5.5)
TOTAL	20.1	10.0	25.0

*Full year sales break down for Consumer segment: Digital cameras ¥40bn., Timepieces ¥110bn., others ¥92bn.

END